

# watts working

The Monthly Newsletter for Members of Randolph Electric Membership Corporation

## Randolph Electric Welcomes New Board Member Billy Maness

Randolph Electric's Board of Directors recently appointed Billy Maness of Troy, N.C., to fill a vacant position on the board. Maness will represent members in District 9. The former representative from District 9, Paul Hurley, retired from the Board in December 2011.

"I'm pleased to be on the cooperative's Board of Directors because I want to help the community and the members of Randolph Electric," said Maness. "I look forward to representing their interests on the Board of Directors."

Maness is the General Manager of Republic Services and is celebrating his 20th year as co-owner of Maness Tire and Retreading in Troy. Maness also served as a Montgomery County Commissioner for eight years, with five of those years as Chairman of the Board.

"Billy is widely recognized in Montgomery County through his work with the Board of Commissioners, and because he's been a lifelong member of the area," said Bob Wright, President of Randolph Electric's Board of



Directors. "We welcome his leadership skills and are confident that he will be a valuable addition to the cooperative's Board of Directors."

Maness was born and raised in Troy and has been married to his wife, Carla, for 27 years. He is a graduate of West Montgomery High School and attended Sandhills Community College. Maness is an active member of Trinity United Methodist Church in Troy, where he has served on the Pastor-Parish Relations Committee and served as Chair of the Board of Trustees.

### in this issue

Co-op Connections Vision Benefit	B
Conservation Corner	C
Dale Lambert's AWARE Column	D

# SWAPSHOP

## For Sale

Hay for cattle, \$1 per bale or all for \$.50 per bale, 3 years old. Bales of straw, \$2 per bale or \$1.50 per bale for all. Metal folding tree stand, \$50. 15ft round above ground winter pool cover, never used. \$25. 910-428-1105.

1955 Model 60 John Deere completely restored, EC, parade & show use only, \$5800. 336-879-3765.

Warm Morning Propane Gas heater, works great. \$200. 910-673-0136.

50-lb bag feed wheat \$8.50/bag. 336-622-2480.

Small horse, female, approximately 7 years old, child saddle & tack, in Uwharrie community, \$400. 910-572-2582.

Handmade quilts, different sizes, \$85 neg. 1983 Cadillac Fleetwood Brougham 137,000 miles, built-in CB, runs great \$2,500. 336-625-4548.

John Deere Model E080A Heavy Duty Scrape Blade, multiple position options & angle settings, new paint & decals, EC, \$500. 336-879-3765.

Little Wonder Blower, three wheel, 9 HP Honda. Like new. \$695. 336-362-3342.


3,000 Red Sex Link pullets (young, laying age chickens), brown egg layers, vaccinated & debeaked. \$6 & up. 336-708-2998.

Pictures, black & white, & color, 8" x 10" \$10 or 10"x13" \$25. All bridges & mills of the Uwharrie River including the Pisgah Covered Bridge. 336-629-2533.

**FOR RENT:** (2) Clean Furnished Remodeled Mobile Homes Holden Beach Weekly (3BR2BA) \$600 (2BR1BA) \$400. Call Janet (910) 464-3134 or (910) 639-9902.


Members, email Swap Shop items to [General@RandolphEMC.com](mailto:General@RandolphEMC.com)

# Looking Out for You with Co-op Connections®




## vision


Americans spend **\$15 billion** on vision care yearly.



That's the same as they spend on movies.



And bottled water.



Members using the Co-op Connections Card save between 20-60% on eyewear, including discounts on frames, lenses, contacts, ophthalmology and LASIK surgery.

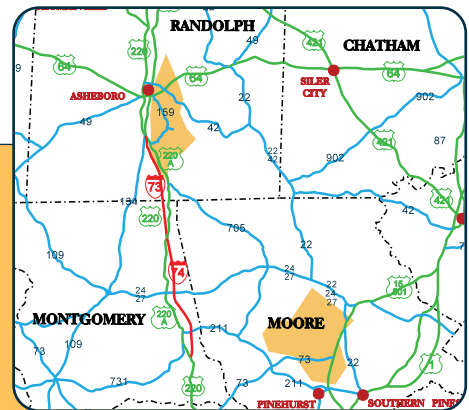


Which eyecare providers in your area accept the Co-op Connections card? Find out by visiting our Connections page at [www.RandolphEMC.com](http://www.RandolphEMC.com)!

## MARCH 2012 SMART METER INSTALLATIONS

*Did You Know?*

Smart meters help REMC determine the location of outages more quickly, meaning faster response & restoration times for you!



## CONTACT US

### Electric Service:

Asheboro .....(336) 625-5177

.....(800) 672-8212

Robbins Area: .....(910) 948-3401

.....(800) 868-7014

**Power Failures:** .....(877) REMC-OFF  
.....(1-877-736-2633)

**Bill Payments:** .....(877) 534-2319

### Board of Directors:

Bob Wright .....President

Jerry Bowman .....Vice President

Sue Spencer .....Sec.-Treasurer

Tammie Phillips .....Assist. Sec.-Treasurer

James Andrews Billy Maness

Delbert Cranford Larry Routh

Steve Harris

### Senior Staff:

Dale F. Lambert .....Chief Executive Officer

Bob Phillips .....Senior Vice President &

Chief Operating Officer

Jay Albright .....District Vice President

Ron Gunnell .....Vice President of Engineering

Adam Hargett .....Vice President of Finance

Dennis Mabe .....Vice President of Operations

Fred Smith .....Vice President of Member

& Public Relations

### Office Hours:

8:00 am – 5:00 pm | Monday–Friday

An Equal Opportunity Employer | M/F/V/H

Jill Vanness .....Public Relations Coordinator, Editor

# Keep Electricity from Going down the Drain

Water use and electricity go hand in hand. Heating water can account for 14 percent to 25 percent of the total energy consumed in a typical home. What's more, systems used to clean public water supplies and deliver it to homes require large amounts of electricity. If your home receives water from a well or spring, the pump also draws power. So when we use water, hot or cold, we're also using energy.

Techniques for trimming water use in your home are surprisingly simple.

- 1** Repair leaks in fixtures—faucets and showerheads—or pipes. A leak of one drip per second can cost \$1 per month.
- 2** Lower the thermostat setting on your water heater. For each 10° F reduction in temperature, you can save between 3 percent and 5 percent in energy costs. Reducing the setting also slows mineral buildup and corrosion in your water heater and pipes. Most households usually only require them set at 120° F.
- 3** Add insulation to your water heater to save around 4 percent to 9 percent in costs. To determine if you need to insulate your water heater, touch it. A tank that's warm to the touch needs additional insulation. Randolph Electric has a water heater and pipe insulation kit available to members for just \$12.95 plus tax.



Sources: U.S. Department of Energy, H2O Conserve.org

## Always Call Before You Dig



**Q** As soon as the weather warms up, I'm planning to tackle a list of outdoor Spring projects. How do I know which ones require me to locate utility lines?

**A** You should have utility lines marked for any project that involves digging—even small projects like planting trees or shrubs. If you hit an underground utility line while digging, you can harm yourself or those around you, disrupt service to an entire neighborhood and potentially be responsible for fines and repair costs.

The national "Call Before You Dig" number, **811**, is a free service for professionals and do-it-yourselfers. Here's how the process works:

- 1** Dial 8-1-1 well in advance of beginning your project—or at least two working days—so that all utilities will have time to respond to your request.
- 2** Tell the operator when and where you're planning to dig and what type of work you will be doing.
- 3** Your affected local utilities companies will be notified about your intent to dig. In a few days, they'll send a locator to mark the approximate location of your underground lines, pipes and cables, so you'll know what's below—and be able to dig safely.
- 4** After all lines have been marked, you are ready to dig.
- 5** Be sure to always dig around the marks, not on them. Some utility lines may be buried at a shallow depth, and an unintended shovel thrust can bring you right back to square one - facing potentially dangerous and/or costly consequences.

# a word about Randolph Electric

by Dale Lambert



## Remember to Be Safe

Dear Members,

Be safe, be careful. We say these phrases many times to people we care about. I'm sure you have used it many times, just like I have. When spouses or children are headed out, we kiss them goodbye, tell them we love them and to be careful. Especially when it's raining.

But sometimes things happen when we don't think about what we're doing. I have a cut on my finger right now because of absentmindedness. My son gave me a really nice pocket knife for Christmas. I distinctly remember him telling me, "Dad, be careful. It's really sharp."

I was at home one night, working on a honey-do project, and needed to open an item that was sealed in a hard plastic cover. I had the right tool for the job and I knew it would do a good job because he'd told me it was sharp. But I made the mistake of holding the package in a fashion where my finger was exposed and quicker than I could blink...a cut finger. Looking back, it was easily preventable.

This month, I want to remind you how important it is to be safe around power lines and electricity. Spring will be here soon and we'll all be outside working on projects and improvements around our homes, businesses and farms. It's extremely important to be aware of power lines while working outside.

### PLEASE KEEP THESE SAFETY GUIDELINES IN MIND:

- If moving or handling a tall object, keep plenty of distance between the object and the power line. If an object gets too close to an overhead line, the electricity can arc to the object and it can become energized causing serious injury and possibly death.
- If excavating in the vicinity of an underground power line, have the line located prior to performing the work by dialing 811. Contact with an underground power line can be just as deadly as contact with an overhead line.

- Stay well away from and never touch downed power lines. Just because you think the power is out, does not mean the line is dead. A line is only dead when it is properly grounded by one of our crews.
- Never touch a tree, vehicle or any item that is in contact with a power line. Any item touching a power line can act as a conductor.

Through the years, I have personally witnessed lines that—in the right conditions—have lay on the ground and remained energized. I have seen poles broken from trees or car accidents, and the lines have remained energized until we could turn the power off. Keep clear of and keep others away from these hazards. Please take the time to educate your children about these extremely important safety items. It could save a life.

Another area that always concerns line personnel during outage restoration efforts are generators. When connected and properly operated, a generator can help bring comfort and relief during adverse weather conditions while power restoration efforts are underway.

But if a generator is not installed or connected properly, it can damage appliances, cause injuries and even death to you or to our crews working to restore power. When a generator is connected to your home wiring system improperly, the energy it generates can flow back through the transformer and onto the lines at a very high voltage.

If you have any questions concerning the connection of a generator, please consult a licensed electrician or contact your local office and one of our engineers will advise you about the proper procedure to follow.

Safety for our employees and safety for you and your family is our number one priority. Please take the proper precautions around power lines. Too much is at stake to do otherwise. **Be Safe and Be Careful!**

Cooperatively Yours,

Dale F. Lambert  
Chief Executive Officer